



Heavy Duty Whelping Pen

Safety Instructions

Notice: Please read all instructions carefully before using this product.

- Make sure all fastenings are tightly in place and that everything is in order before using the product. This should be checked periodically by an adult.
- Unpacking, installing and fixing the parts are to be completed by an adult.
- This product is not a toy, and is only to be used for its designated purpose.
- Do not carry out alterations or modifications to this product.
- Clean only with a damp cloth. Do not use strong industrial cleaning substances.
- Leaving the product outside exposed to weather, especially direct sun and rain, will speed the weathering process. This can be slowed by removing the product from these conditions.
- Keep fingers, loose clothing, and hair away when folding the product.
- Pinch points can cause personal injury.
- Only use this product on stable and level ground.
- Do not attempt to carry this product when it is assembled.
- Do not discard any of the packaging until you have checked that you have all of the parts and fitting required.
- Do not leave dogs that suffer from anxiety attacks or panic responses alone in a pen as they may harm themselves and damage the pen.
- If the product is damaged or has any defects, please contact cservice@oypla.com





Assembly Instructions

Parts List:

Please check you have all parts below before attempting to assemble this product.

If you are missing any of the below parts, please contact Oypla customer services:

cservice@oypla.com

			
Gate Panel 1pcs	Rear Panel 1pcs	Side Panel 2pcs	Pole 4pcs

To connect the panels together, insert the pole into the holes that are located on the sides of each panel. Repeat this with each panel in order to create the desired layout. If using on grass, ensure that the poles are pushed into the ground in order to secure the product in place.

In order to store the product for storage, the poles can be taken out and the panels can be stacked.

HAVE A QUESTION ABOUT YOUR PURCHASE?

OUR DEDICATED CUSTOMER SERVICES TEAM ARE HAPPY TO HELP
CONTACT THEM VIA:

TELEPHONE: 020 3600 2255

EMAIL: cservice@oypla.com

LIVE CHAT: www.oypla.com

PLEASE RETAIN A COPY OF THESE INSTRUCTIONS FOR FUTURE CONSULTATION

OYPLA.COM

An Official OYPLA Branded Product

Imported by Oypla.com LLP, Uxbridge, UB8 2FX

USER MANUAL Model No: 4680