

DIY

THANK YOU FOR YOUR ORDER

Contents

- 1 **Front Cover**
-
- 2 **Safety Instructions**
-
- 3 **Assembly Instructions**
-
- 5 **Back Cover**

End



Appliance Mover Dolly

Contents

1	Front Cover
-	
2	Safety Instructions
-	
3	Assembly Instructions
-	
5	Back Cover

End

Safety Instructions

Notice: Ensure you read and fully understand instructions before use

While every attempt is made to ensure the highest degree of protection in all equipment, we cannot guarantee freedom from injury. The user assumes all risk of injury due to use. All merchandise is sold on this condition, which no representative of the company can waive or change.

- Never carry out any alterations or modifications to this product.
- This product is not a toy, and is only to be used for its designated purpose.
- Keep the product out of children's reach and do not allow children to use it.
- Clean only with a damp cloth. Do not use strong industrial cleaning substances or abrasive materials as these could damage the product
- Do not overload the fridge freezer mover. The max weight it can take is 75kg.
- The MINIMUM size appliance this vehicle can be used to move is 42x42cm.
- The MAXIMUM size appliance this vehicle can be used to move is 56x56cm.
- If the product is damaged or has any defects, please contact cservice@oypla.com

Contents

- 1 Front Cover
-
- 2 Safety Instructions
-
- 3 **Assembly Instructions**
-
- 5 Back Cover







End

Assembly Instructions

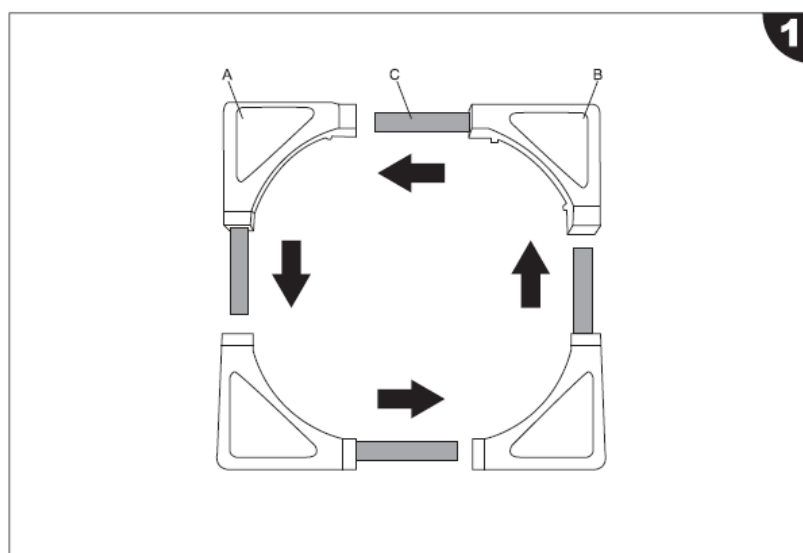
Parts List:

If you are missing any of the below parts, please contact cservice@oypla.com

Please be aware that you will be referring to this parts list throughout the assembly process.

ITEM	DESCRIPTION/PART NO.	QUANTITY	ITEM	DESCRIPTION/PART NO.	QUANTITY
A	 left base support	2	D	 wheels	4
B	 right base support	2	E	 plastic knob	8
C	 stainless steel tube	4	F	 screws	16

1 Assembly Instructions



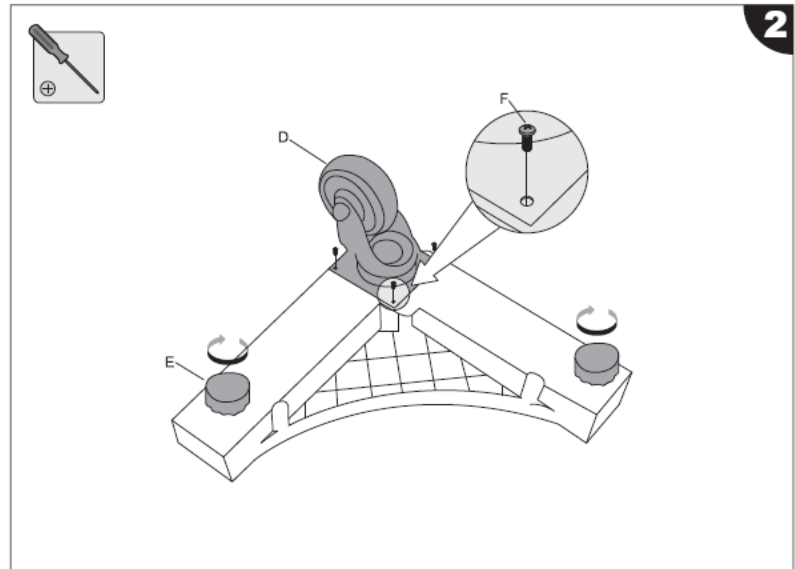
2

Contents

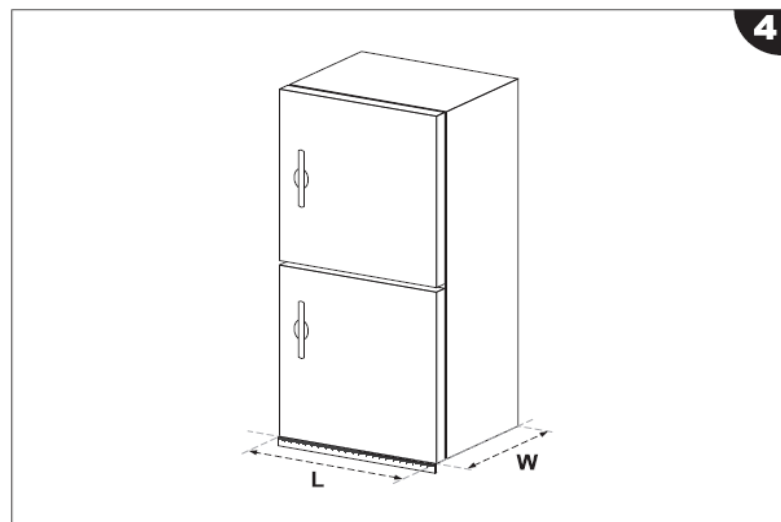
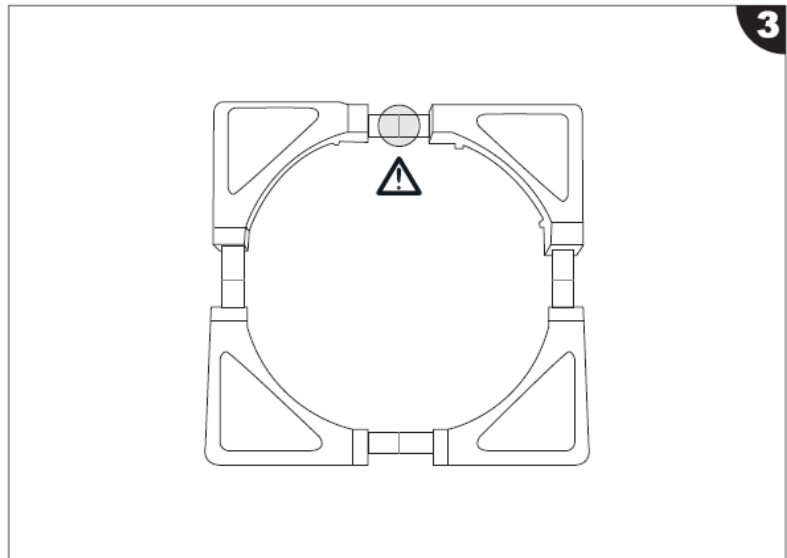
- 1 Front Cover
-
- 2 Safety Instructions
-
- 3 **Assembly Instructions**
-
- 5 Back Cover

End

3



4

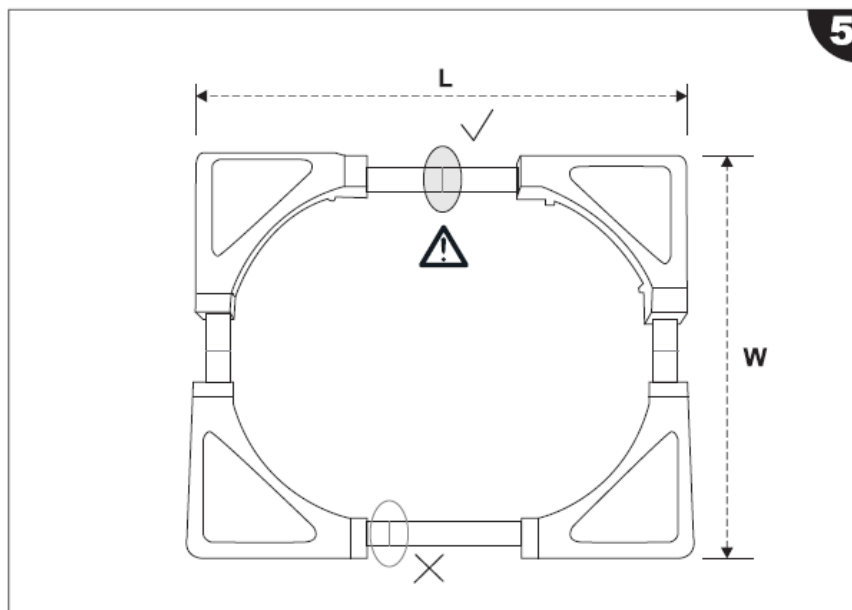


Contents

- 1 Front Cover
-
- 2 Safety Instructions
-
- 3 **Assembly Instructions**
-
- 5 **Back Cover**

End

5



HAVE A QUESTION ABOUT YOUR PURCHASE?

Our dedicated customer services team are happy to help. Contact them via:

Telephone: 020 3600 22 55
 Email: cservice@oypla.com
 Live Chat: WWW.OYPLA.COM

CONSIDER THE ENVIRONMENT!

In the United Kingdom, approximately 5 billion corrugated boxes are used per year amounting to around 83 per person! By recycling the cardboard box in which this product was packed, you contribute to the preservation and sustainability of the environment.

If you see a recycling logo on the packaging of your product, such as the below examples, that piece of packaging is recyclable. If there is not a recycling logo, please check with your local authorities before recycling.



PLEASE RETAIN A COPY OF THESE INSTRUCTIONS FOR FUTURE CONSULTATION

OYPLA.COM

AN OFFICIAL OYPLA BRANDED PRODUCT