



Pet Crate

USER MANUAL Model No: 4355

Safety Instructions

Notice: Ensure you read and fully understand instructions before use

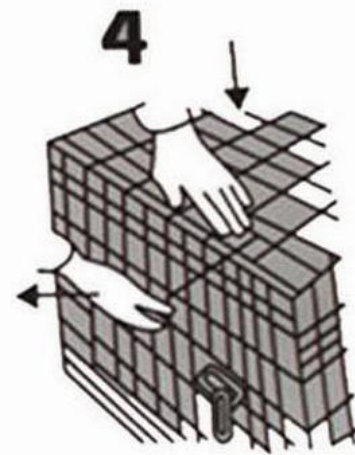
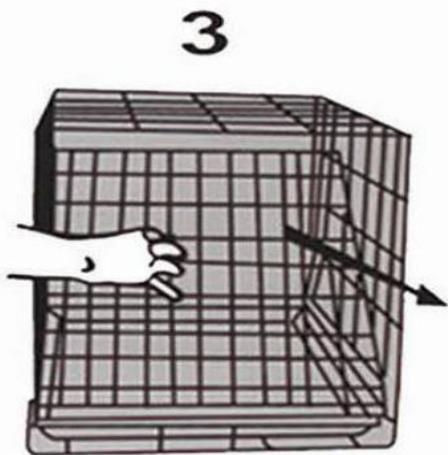
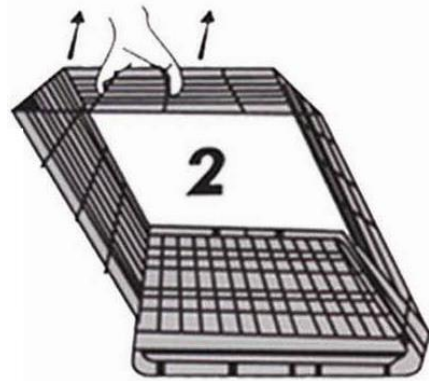
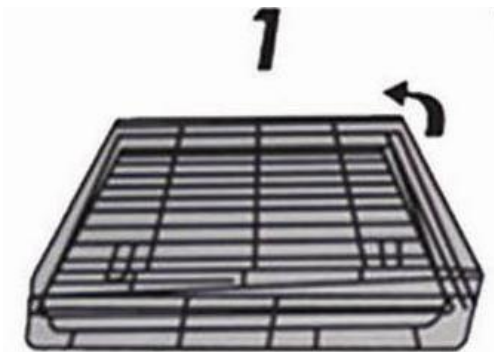
While every attempt is made to ensure the highest degree of protection in all equipment, we cannot guarantee freedom from injury. The user assumes all risk of injury due to use. All merchandise is sold on this condition, which no representative of the company can waive or change.

- This product is not a toy, and is only to be used for its designated purpose.
- Never carry out any alterations or modifications to this product.
- This product is intended for indoor use only.
- This product is for domestic use only.
- Before using the product, make sure all pre-installed fastenings are tightly in place and that everything is in order, and checked periodically by an adult.
- Only use this product on stable, level and dry ground.
- If you intend to leave a pet in the cage for long periods of time, please be sure that they have food and water within the cage.
- For safety, remove leash and collar before allowing pet to enter the crate.
- Do not place the cage near open sources of heat.
- Clean only with a damp cloth. Do not use strong industrial cleaning substances or abrasive materials as these will damage the product.
- If the product is damaged or has any defects, please contact cservice@oypla.com

DO NOT OVERLOAD THE MAXIMUM WEIGHT OF 14KG

Assembly Instructions

Please follow steps 1, 2, 3, 4, to set the crate up. Reverse the process to disassemble the crate.



HAVE A QUESTION ABOUT YOUR PURCHASE?

OUR DEDICATED CUSTOMER SERVICES TEAM ARE HAPPY TO HELP
CONTACT THEM VIA:

TELEPHONE: 020 3600 2255

EMAIL: cservice@oypla.com

LIVE CHAT: www.oypla.com

PLEASE RETAIN A COPY OF THESE INSTRUCTIONS FOR FUTURE CONSULTATION

OYPLA.COM

An Official OYPLA Branded Product

Imported by Oypla.com LLP, Uxbridge, UB8 2FX

USER MANUAL Model No: 4355