



6" Clip Fan

USER MANUAL Model No: 4281

Safety Instructions

Notice: Please read all instructions carefully before using this product

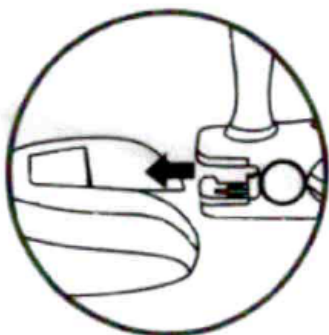
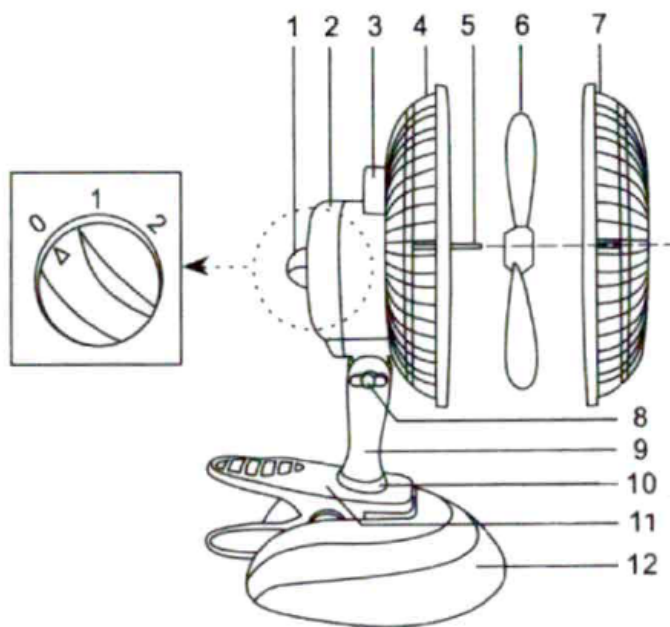
- The fan is only for intended use as described in this manual. All other uses, not recommended in this manual, may cause fire, electrical shock or injury to persons.
- This fan is intended for household use.
- To protect against electrical shock, do not immerse fan, plug or cord into water or spray with liquids.
KEEP AWAY FROM ALL LIQUIDS.
- Close supervision is necessary when any appliance is used near children.
- Always unplug the fan when it is not in use, when moving fan from one location to another, and before cleaning.
- Avoid contact with moving parts. Never insert fingers, pencils or other similar objects through the guard.
- Do not operate in the presence of explosive or flammable fumes.
- Do not place fan or parts near an open flame, cooking or other heating appliances.
- Do not operate fan with a damaged cord, plug or after the fan suffered malfunctions or has been dropped or damaged in any manner.
- The use of attachments not recommended by manufacturer may be hazardous.
- Do not use outdoors.
- Do not let cord hang over the edge of a table or counter, or let it touch any hot surfaces.
- To disconnect, grip plug and pull from wall outlet, never yank the cord.
- Always use on a dry level surface.
- This appliance is not intended for use by children or other persons without assistance or supervision if their physical, sensory or mental capabilities prevent them from using it safely.
- Children should be supervised to ensure that they do not play with the appliance.
- If the supply cord is damaged, it must be replaced by the manufacturer or its service agent or similarly qualified person in order to avoid a hazard.
- Do not operate without fan lattice/grille is properly in place.
- If the product is damaged or has any defects, please contact cservice@oypla.com

Assembly Instructions

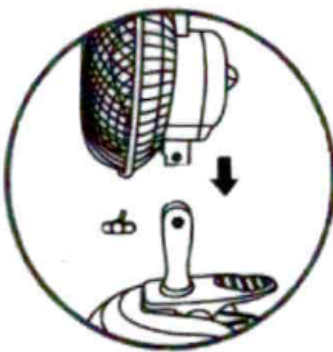
Notice: Please read all instructions carefully before using this product

Parts List:

1. Switch
2. Motor Housing
3. Fan Handle
4. Rear Guard
5. Motor Shaft
6. Fan Blade
7. Front Guard
8. Fan Angle Adjuster
9. Rotating Support
10. Rotating Joint
11. Clip
12. Base



(Fig. 1)



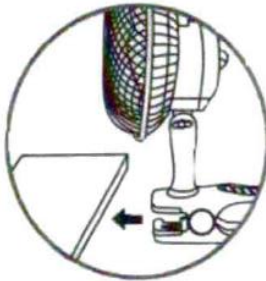
(Fig. 2)

1. Attach the clip onto the base.
2. Install the fan onto the rotating support and tighten the fan angle adjuster.

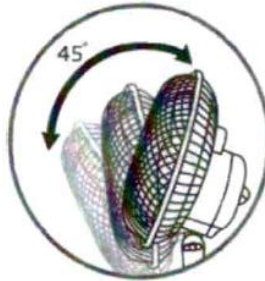
Operating Instructions

Notice: Please read all instructions carefully before using this product

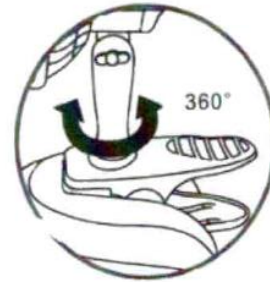
1. Ensure voltage used corresponds with the voltage indicated on the rating label.
2. Turn the speed control to selected speeds: 0 (Off) and speeds 1 and 2 for slow and fast.
3. The fan can be mounted to a desk or any other surface by using the clip.
4. The fan can be adjusted vertically through 45 degrees



(Fig. 3)



(Fig. 4)



(Fig. 5)

5. The fan can also be adjusted through 360 with the rotating support.

This appliance is for household use only. WARNING: THIS APPLIANCE MUST BE EARTHED.

This fan should be properly grounded for your safety. The power cord of this fan is equipped with a three-prong plug, which mates with standard three prong wall outlets to minimize the possibility of electrical shock.

Do not under any circumstances cut or remove the third ground prong from the power cord supplied.

This fan requires a standard 220~240Volts A.C. ~/50Hz electrical outlet with three-prong ground.

The cord should be secured behind the fan and not left exposed or dangling to prevent accidental injury. Never

USER MANUAL Model No: 4281

HAVE A QUESTION ABOUT YOUR PURCHASE?
OUR DEDICATED CUSTOMER SERVICES TEAM ARE HAPPY TO HELP
CONTACT THEM VIA:

TELEPHONE: 020 3600 2255

EMAIL: cservice@oypla.com

LIVE CHAT: www.oypla.com

PLEASE RETAIN A COPY OF THESE INSTRUCTIONS FOR FUTURE CONSULTATION



OYPLA.COM

An Official OYPLA Branded Product



Environmental Protection

Products bearing the symbol shown below means that used electrical and electronic equipment (WEEE) should not be mixed with general household waste. For proper treatment, recovery and recycling, please take this product(s) to designated collection points where it will be accepted free of charge. Disposing of this product correctly will help save valuable resources and prevent any potential negative effects on human health and the environment, which could otherwise arise from inappropriate waste handling. Please contact your local authority for further details of your nearest designated collection point. Penalties may be applicable for incorrect disposal of this waste, in accordance with your national legislation.



Imported by Oypla.com LLP, Uxbridge, UB8 2FX

USER MANUAL Model No: 4281