

# LEISURE

THANK YOU FOR YOUR ORDER

## Contents

- 1 Front Cover
- 
- 2 Safety Instructions
- 
- 3 Back Cover

End



## Round Trestle Table

## Contents

|   |                     |
|---|---------------------|
| 1 | Front Cover         |
| - | -                   |
| 2 | Safety Instructions |
| - | -                   |
| 3 | Back Cover          |
|   | End                 |



# Safety Instructions

## Notice: Ensure you read and fully understand instructions before use

While every attempt is made to ensure the highest degree of protection in all equipment, we cannot guarantee freedom from injury. The user assumes all risk of injury due to use. All merchandise is sold on this condition, which no representative of the company can waive or change.

- This product is not a toy, and is only to be used for its designated purpose.
- Do not carry out alterations or modifications to this product.
- Do not exceed the maximum weight limit of 200kg
- Before using the product, make sure all fastenings are tightly in place and that everything is in order, and checked periodically by an adult.
- Keep fingers, loose clothing, and hair away when folding the product.
- When using the product outside, be sure to only place it on dry, stable ground.
- Leaving the product exposed to weather, especially direct sun, rain and salt air, will speed the weathering process. This can be slowed by removing the product from these conditions, or covering it with a suitable cover.
- Clean only with a damp cloth. Do not use strong industrial cleaning substances or abrasive materials as these will damage the look of the product.
- If the product is damaged or has any defects, please contact [cservice@oypla.com](mailto:cservice@oypla.com).

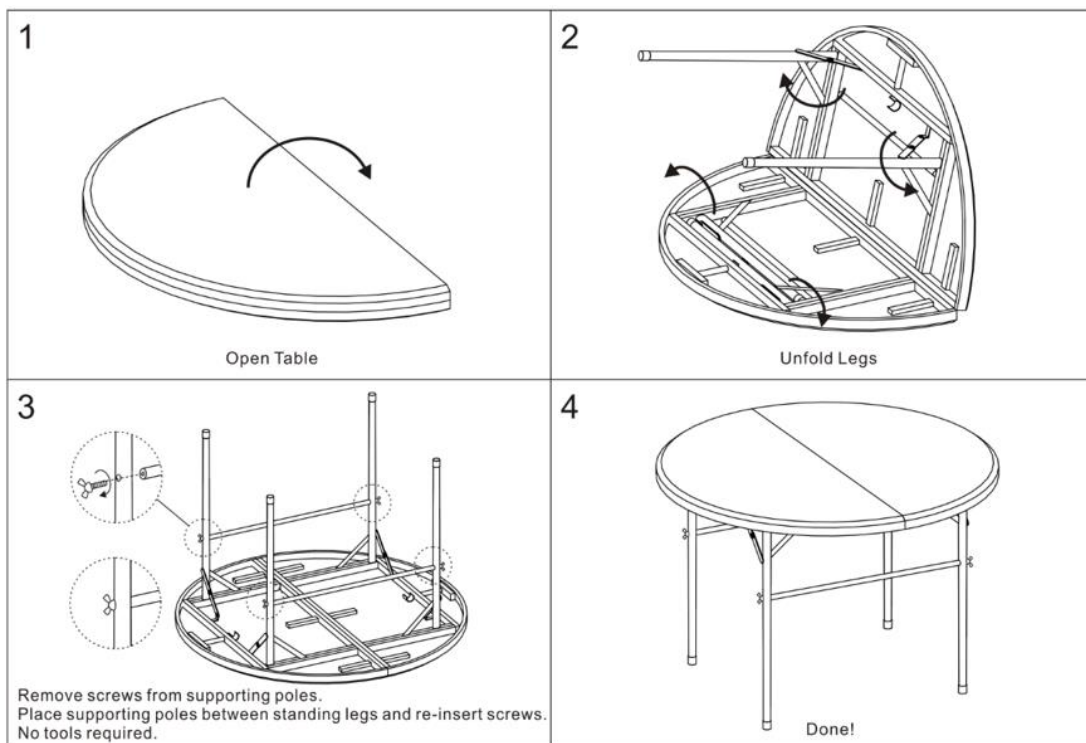
# Warnings

-  Do not exceed the maximum weight limit of 200kg. This may and/or cause product failure and personal injury.
-  Keep fingers, loose clothing, and hair away when folding the product.

# Contents

- 1 Front Cover
- 
- 2 Safety Instructions
- 
- 3 Back Cover

End



Remove screws from supporting poles.  
Place supporting poles between standing legs and re-insert screws.  
No tools required.

## HAVE A QUESTION ABOUT YOUR PURCHASE?

Our dedicated customer services team are happy to help. Contact them via:

**Telephone:** 020 3600 22 55  
**Email:** [cservice@oypla.com](mailto:cservice@oypla.com)  
**Live Chat:** [WWW.OYPLA.COM](http://WWW.OYPLA.COM)

## CONSIDER THE ENVIRONMENT!

In the United Kingdom, approximately 5 billion corrugated boxes are used per year, amounting to around 83 per person! By recycling the cardboard box in which this product was packed, you contribute to the preservation and sustainability of the environment.

If you see a recycling logo on the packaging of your product, such as the below examples, that piece of packaging is recyclable. If there is not a recycling logo, please check with your local authorities before recycling.



PLEASE RETAIN A COPY OF THESE INSTRUCTIONS FOR FUTURE CONSULTATION

# OYPLA.COM

AN OFFICIAL OYPLA BRANDED PRODUCT