



# **Basketball Backboard**

# Safety Instructions

**Notice: Ensure you read and fully understand instructions before use**

**While every attempt is made to ensure the highest degree of protection in all equipment, we cannot guarantee freedom from injury. The user assumes all risk of injury due to use. All merchandise is sold on this condition, which no representative of the company can waive or change.**

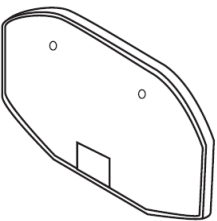
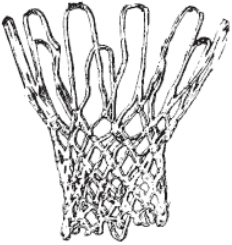
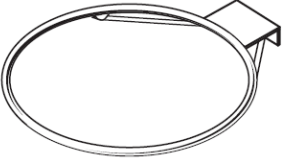


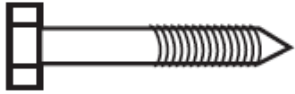






- This product contains small parts that could be a choking hazard if swallowed. Keep these items away from children.
- If at any time during activity you feel faint, dizzy or experience pain, stop and consult your physician or doctor.
- Make sure all fastenings are tightly in place and that everything is in order before using the product. This should be checked periodically by an adult.
- Unpacking, installing and fixing the parts are to be completed by an adult.
- Do not carry out alterations or modifications to this product.
- Children should be supervised at all times when using the product.
- Clean only with a damp cloth. Do not use strong industrial cleaning substances.
- Leaving the product outside exposed to weather, especially direct sun and rain, will speed the weathering process. This can be slowed by removing the product from these conditions.
- This product is not intended for use by persons (including children) with reduced physical, sensory and mental capacities, or lack of experience and knowledge, unless they have been given supervision or instruction concerning use of the product by persons responsible for their safety.
- Do not discard any of the packaging until you have checked that you have all of the parts and fitting required.
- Use the correct fixings as indicated. Do not tighten any of the nuts until the unit is completely assembled, then finish by tightening all nuts. All nuts must be tightened before use.
- Make sure that you fix this basketball backboard to a secure and strong wall that is out of the way of any electrical wires or other obstructions.
- This product is not intended for match/competitive use. 'Dunking' or similar actions are not recommended for this product as this may result in product failure and/or personal injury.
- Do not wear jewellery when using this product as it may cause the backboard to fall down and cause personal injury if the jewellery is to get caught on the net.
- If the product is damaged or has any defects, please contact [cservice@oypla.com](mailto:cservice@oypla.com)

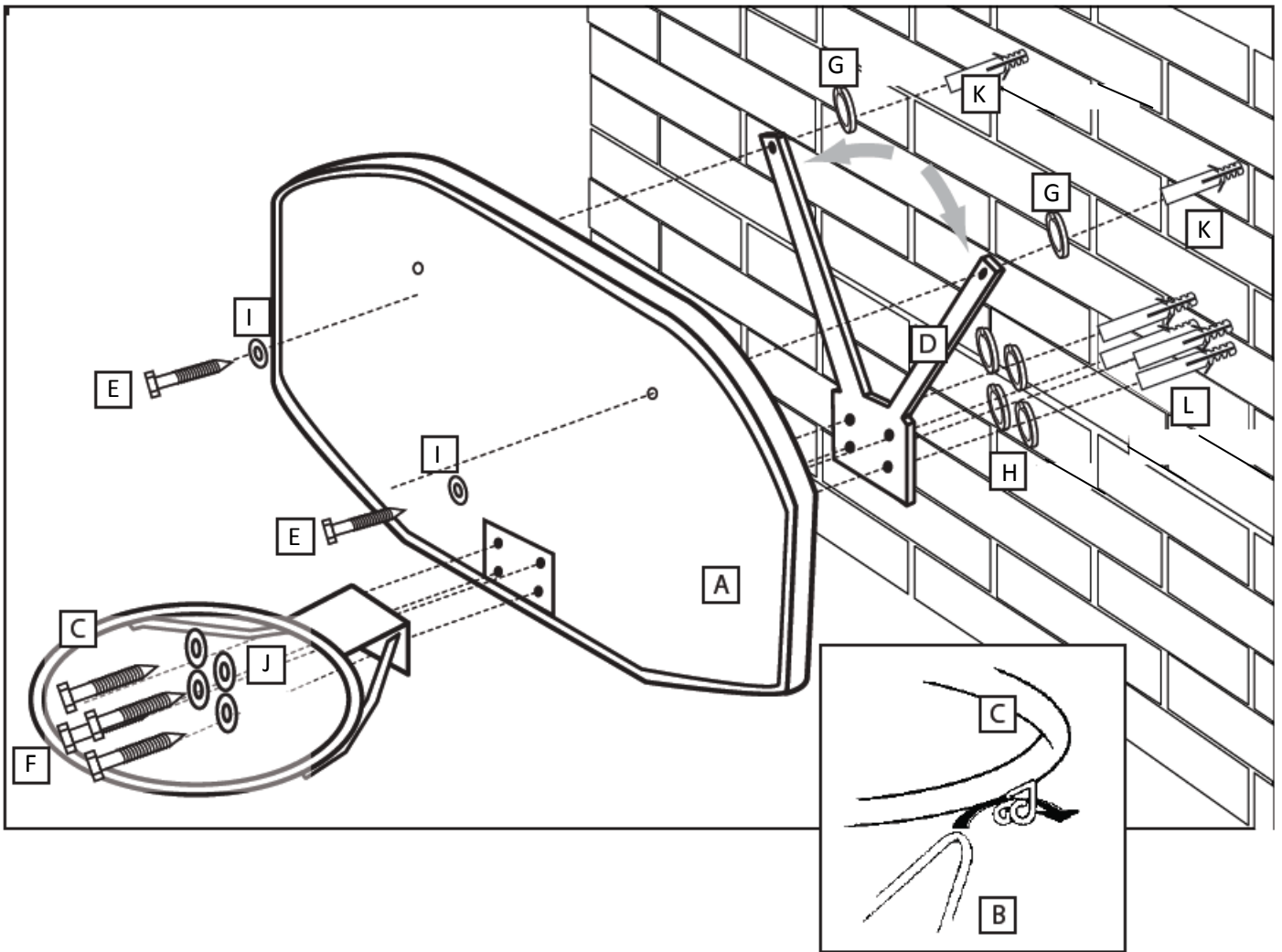
# Operating Instructions

## Parts List:

If you are missing any of the below parts please contact [cservice@oypla.com](mailto:cservice@oypla.com)

Please be aware that you will be referring to this parts list throughout the assembly process.

<p><b>A</b></p>  <p><b>1pcs</b></p>	<p><b>B</b></p>  <p><b>1pcs</b></p>	<p><b>C</b></p>  <p><b>1pcs</b></p>	<p><b>D</b></p>  <p><b>1pcs</b></p>
<p><b>E</b></p>  <p><b>2pcs</b></p>	<p><b>F</b></p>  <p><b>4pcs</b></p>	<p><b>G</b></p>  <p><b>2pcs</b></p>	<p><b>H</b></p>  <p><b>4pcs</b></p>
<p><b>I</b></p>  <p><b>2pcs</b></p>	<p><b>J</b></p>  <p><b>4pcs</b></p>	<p><b>K</b></p>  <p><b>2pcs</b></p>	<p><b>L</b></p>  <p><b>4pcs</b></p>



**Please retain a copy of all instructions for future consultation.**



**An Official Oypla Branded Product**