

## Contents

- 1 Front Cover
- 2 Safety Instructions
- 3 Operating Instructions
- 5 Back Cover



# Cast Iron Drill Press

## Contents

1	Front Cover
2	<u>Safety Instructions</u>
3	Operating Instructions
5	Back Cover

# Safety Instructions

### Notice: Ensure you read and fully understand instructions before use

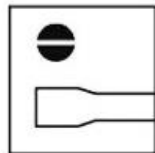

While every attempt is made to ensure the highest degree of protection in all equipment, we cannot guarantee freedom from injury. The user assumes all risk of injury due to use. All merchandise is sold on this condition, which no representative of the company can waive or change.

- Make sure all fastenings are tightly in place and that everything is in order before using the product. This should be checked periodically by an adult.
- Do not discard any of the packaging until you have checked that you have all of the parts and fittings required.
- Use the correct fixings as indicated. Do not tighten any of the nuts until the unit is completely assembled, then finish by tightening all nuts. All nuts must be tightened before use.
- Do not carry out alterations or modifications to this product.
- Persons (including children) with reduced physical, sensory and mental capacities or lack of experience and knowledge are not to use this product, unless persons responsible for their safety have given them supervision or instruction concerning use of the product.
- Always wear Personal Protective Equipment (PPE).
- Keep fingers, hair, loose clothing and jewellery away when closing the clamp to avoid injury and/or property damage.
- Always keep your working area well-lit and clean. Cluttered or dark areas invite accidents.
- Do not use this product in an explosive atmosphere, for example around paint, flammable liquids, gases etc.
- Handle with care.
- Avoid accidental starting.
- Never leave any machines running unattended. Always turn the power off when you are leaving any machinery unattended.

# Contents

- 1 Front Cover
- 2 Safety Instructions
- 3 Operating Instructions
- 5 Back Cover

# Operating Instructions



**A**


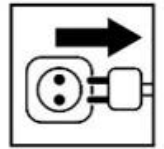
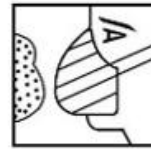
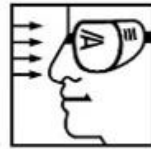


**B**



# Contents

- 1 Front Cover
- 2 Safety Instructions
- 3 Operating Instructions
- 5 Back Cover



## Contents

- 1 Front Cover
- 2 Safety Instructions
- 3 Operating Instructions
- 5 Back Cover

### **HAVE A QUESTION ABOUT YOUR PURCHASE?**

OUR DEDICATED CUSTOMER SERVICES TEAM ARE HAPPY TO HELP  
CONTACT THEM VIA:

**TELEPHONE:** 020 3600 2255

**EMAIL:** [cservice@oypla.com](mailto:cservice@oypla.com)

**LIVE CHAT:** [www.oypla.com](http://www.oypla.com)

PLEASE RETAIN A COPY OF THESE INSTRUCTIONS FOR FUTURE CONSULTATION

# OYPLA.COM

An Official OYPLA Branded Product

Imported by Oypla.com LLP, Uxbridge, UB8 2FX

Manual Version: **V1.0**

Model Code: **3453**

**Oypla.com LLP / [www.oypla.com](http://www.oypla.com)**